

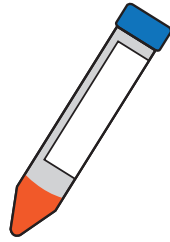
Guide to Packaging Category B Diagnostic Samples

You can learn more about the packaging system and its components by following these **1-2-3 Packaging Instructions***.

STEP 1: Primary Receptacle

Package in primary receptacle
- Leakproof (for liquids) or sift proof (for solids).

Primary Receptacle

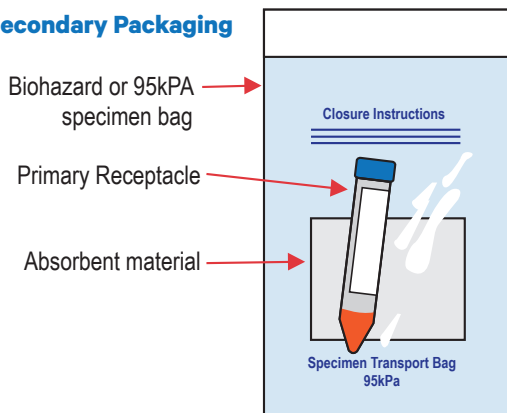


STEP 2: Secondary Packaging

Pack primary receptacle into secondary packaging (biohazard or 95kPa specimen bag). Pack in such a way to prevent breakage, punctures, or leakage of primary receptacle.

- Wrap or separate any fragile primary receptacles to prevent contact with one another.
- Include sufficient absorbent material to absorb all liquids should the primary receptacle leak or break.
- Liquids by air require 95kPa capability for primary receptacle or secondary packaging.

Secondary Packaging

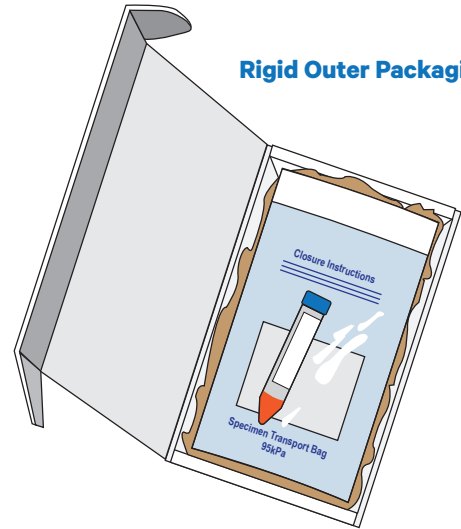


STEP 3: Rigid Outer Packaging

Secure secondary packaging into rigid outer packaging.

- Include suitable cushioning material to fill void spaces and reduce probability of packaging failure (e.g., leaks and breaks).

Rigid Outer Packaging



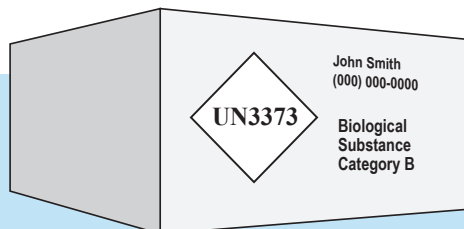
NOTE: A carrier provided shipping bag or box (i.e., overpack) is not a substitute for rigid outer packaging.

* Always follow the exact instructions on filling and closing a packaging used to transport a Category B infectious substance provided by the packaging manufacturer.

The Hazardous Materials Regulations (HMR; 49 CFR Parts 171-180) help ensure the safe transportation of hazardous materials, including Category B infectious substances. When packaging a Category B diagnostics sample, always follow the exact instructions for filling and closing the packaging used to transport a Category B infectious substance provided by the packaging manufacturer. The packaging requirements in the HMR (found in §173.199) specify a triple packaging system designed, constructed, maintained, filled, and closed so that under conditions normal to transportation, there is no release of the hazardous material.

Hazard Communication

- Apply UN3373 marking and proper shipping name "Biological Substances, Category B" marking.
- Apply Name and Telephone number of person responsible for providing emergency response information. Alternatively, this information can instead be included on a written document, such as a bill of lading.
- When packages are overpacked (e.g., shrink wrapped, consolidated or placed in additional outer packaging, such as a carrier-provided shipping envelope), all required markings must be clearly visible or reproduced on the outside of the overpack.



For additional information contact:
The Hazardous Materials Info Center

1-800-HMR-4922

(1-800-467-4922)

E-mail: infocntr@dot.gov

<https://www.phmsa.dot.gov>



U.S. Department of Transportation
Pipeline and Hazardous Materials Safety Administration